

2024 VETERANS APPRECIATION WEEK MASSING OF THE COLORS AND NATURE COAST COMMUNITY BAND (NCCB) EVENT

Date: Sunday, OCT 27TH

Location: Seven Rivers Presbyterian Church, HWY 44, Lecanto, FL

Time Schedule For Veteran Participants:

- **1:30 PM: Flag racks arrive. JROTC cadets position them.**
- **2:00 PM: Units test flag poles in flag racks.**
- **2:15 PM: Unit flags parade rest at church sanctuary entrance .**
- **2:30-3:00 PM: Event attendees enter sanctuary.**
- **3:00 PM: Event starts with MC directing program.**
- **Dress: Military or Organization uniforms.**

1:30 PM: Flag racks arrive. JROTC cadets position them.

2:00 PM: Units arrive to test flags in holders

2:15PM: Narthex area. Flag bearers at parade rest. US flag on right and unit flag on left. Sequence:

- At front: Bagpiper (BP) stands on left side. Grand Union Flag (GUF) bearer stands on right side.
- Sons of American Revolution (SAR) flag bearers line up next in sequence.
- Other Veteran Organizations (VO) line up next in sequence.



Massing of the Colors **Entry** March Process

3:00 PM: Flag personnel move from their parade rest Narthex positions to flag entry march positions. BP followed by GUF followed by SAR followed by VOs.




NCCB: Opening narration/MC introduction.
MC: Opening brief welcome remarks
MC: "Please stand for the Invocation".
MC: "Please be seated."
MC: Brief Military flag history and history of Veterans Appreciation Week honoring those who served in WWII and the 80th anniversary of D-Day.
MC: "Please stand for the presentation of the colors and the singing of our national anthem. Upon my command, place your hand over your heart or a Veteran hand salute
MC: "Present Arms".
BP: starts playing and marches down center aisle.
GUF: follows BP after BP is 15 feet away
SAR: follows GUF after GUF is 15 feet away.
VOs: follows SAR after SAR is 15 feet away and 15 feet between each VO flag bearer.



Massing of the Colors Entry March Process

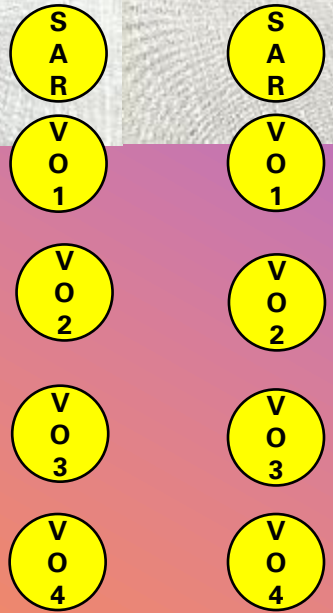
US Flags

Unit Flags



VO Unit flag


VO US flag



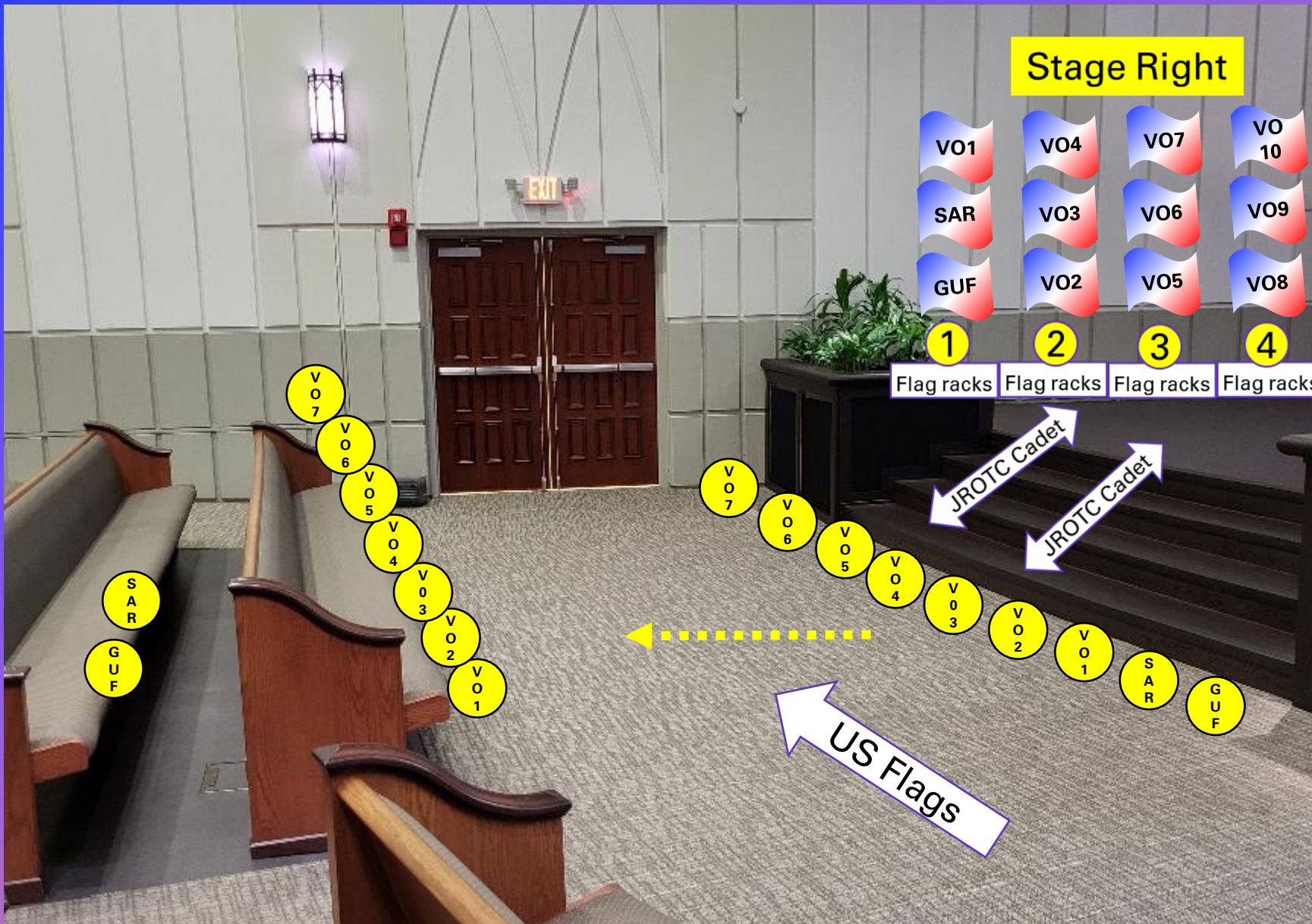
Massing of the Colors **Entry** Process

DIRECTIONS AS FACING STAGE

- BP marches to center stage stairs, steps up to first step, about faces on center right.
- GUF marches to center stage stairs, steps up to first step, about faces on center left.
- SAR flag team marches to center stage floor, crosses and steps up to first step, with SAR US flag bearer to left of GUF and SAR unit flag bearer to right of BP. Then they about face.
- VO flag teams march to center stage floor, **cross to opposite side** with US flags to left and VO flags to right, then about face on floor. Distance between each VO is 3 feet.
- BP stops playing when VO teams in place.
- NCCB Singer sings National Anthem (NA)



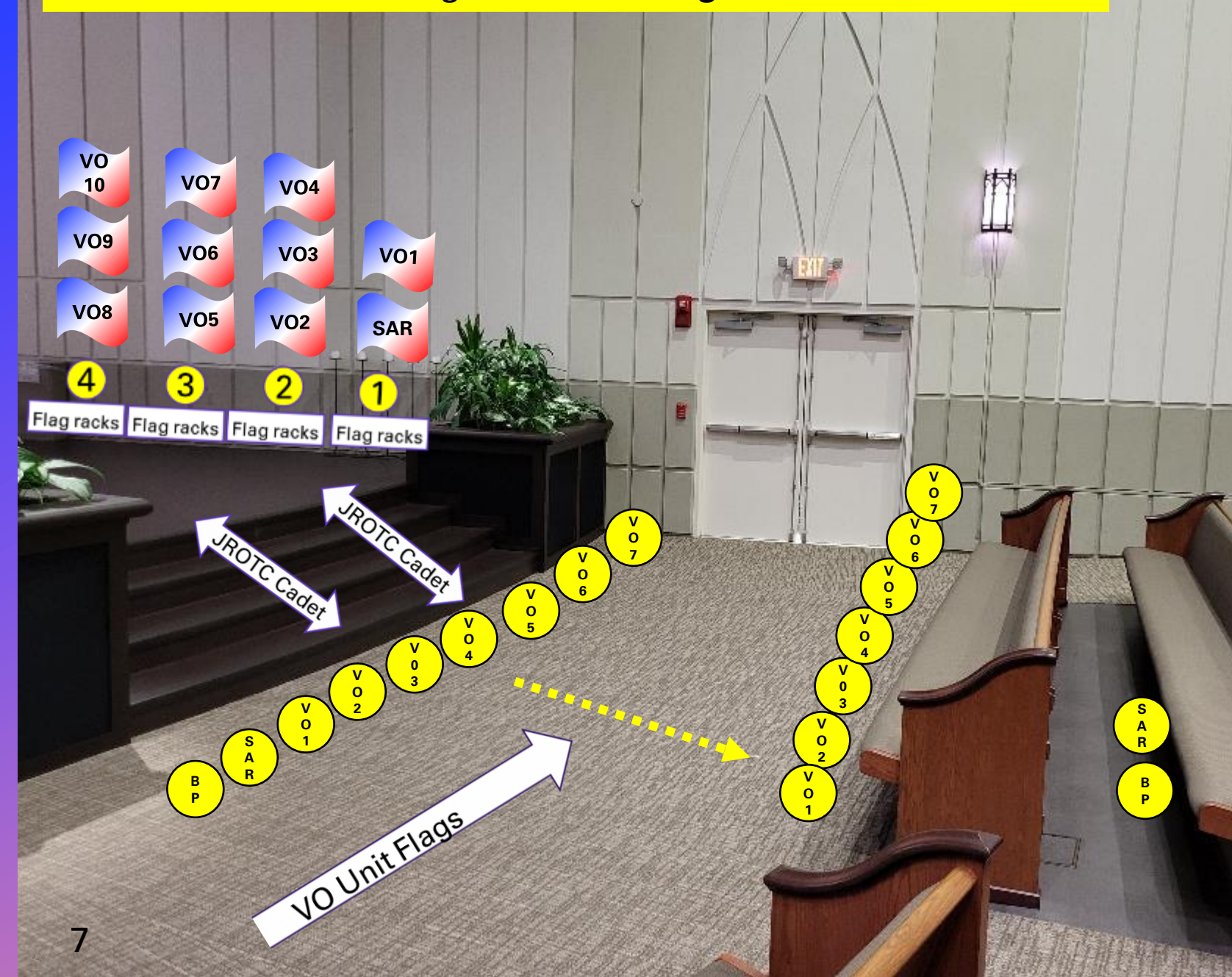
GUF/SAR/VO U.S. Flag Bearer Posting the Colors Process



After national anthem is sung:

- MC: "Post the Colors".
- JROTC cadets: rack positions.
- US flag bearers right face and march to rack area followed by SAR, then GUF.
- Flag bearer hands flag to cadet, about faces, walks to next open seat towards wall, about faces to flags and hand salutes. **7 seats in 1st pew.**
- SAR, then GUF hand off flags. Position at end 2nd row.
- JROTC cadets rack flags starting from rear to front as they receive them.
- **Rack #4: VO flags 8,9,10.**
- **Rack #3: VO flags 5,6,7.**
- **Rack #2: VO flags 2,3,4.**
- **Rack #1: SAR, GUF, VO flag 1**
- MC: Once racking is complete "Order Arms" command.
- MC "Please Be Seated" command.

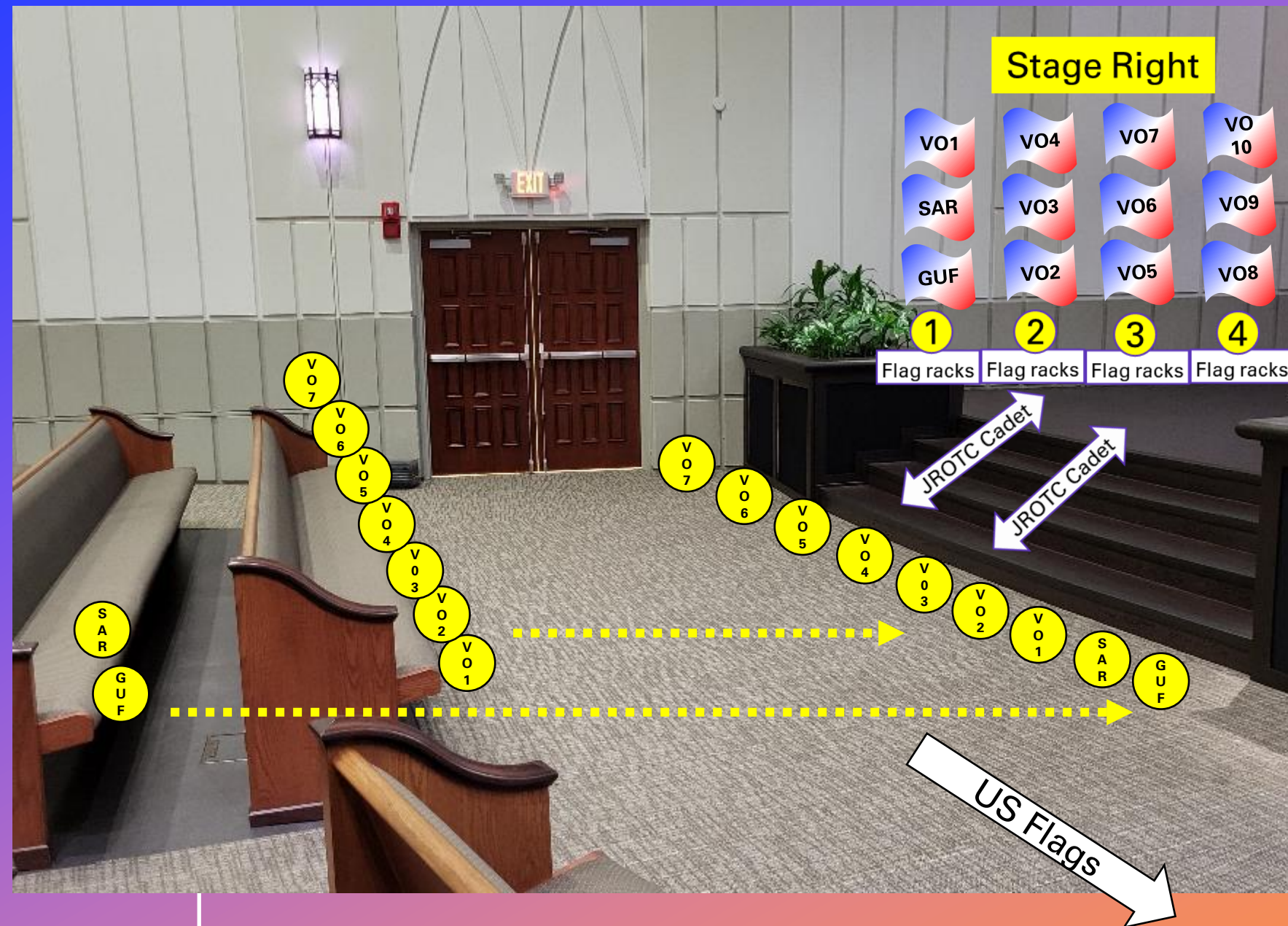
BP/SAR/VO Unit Flag Bearer Posting the Colors Process



After national anthem is sung:

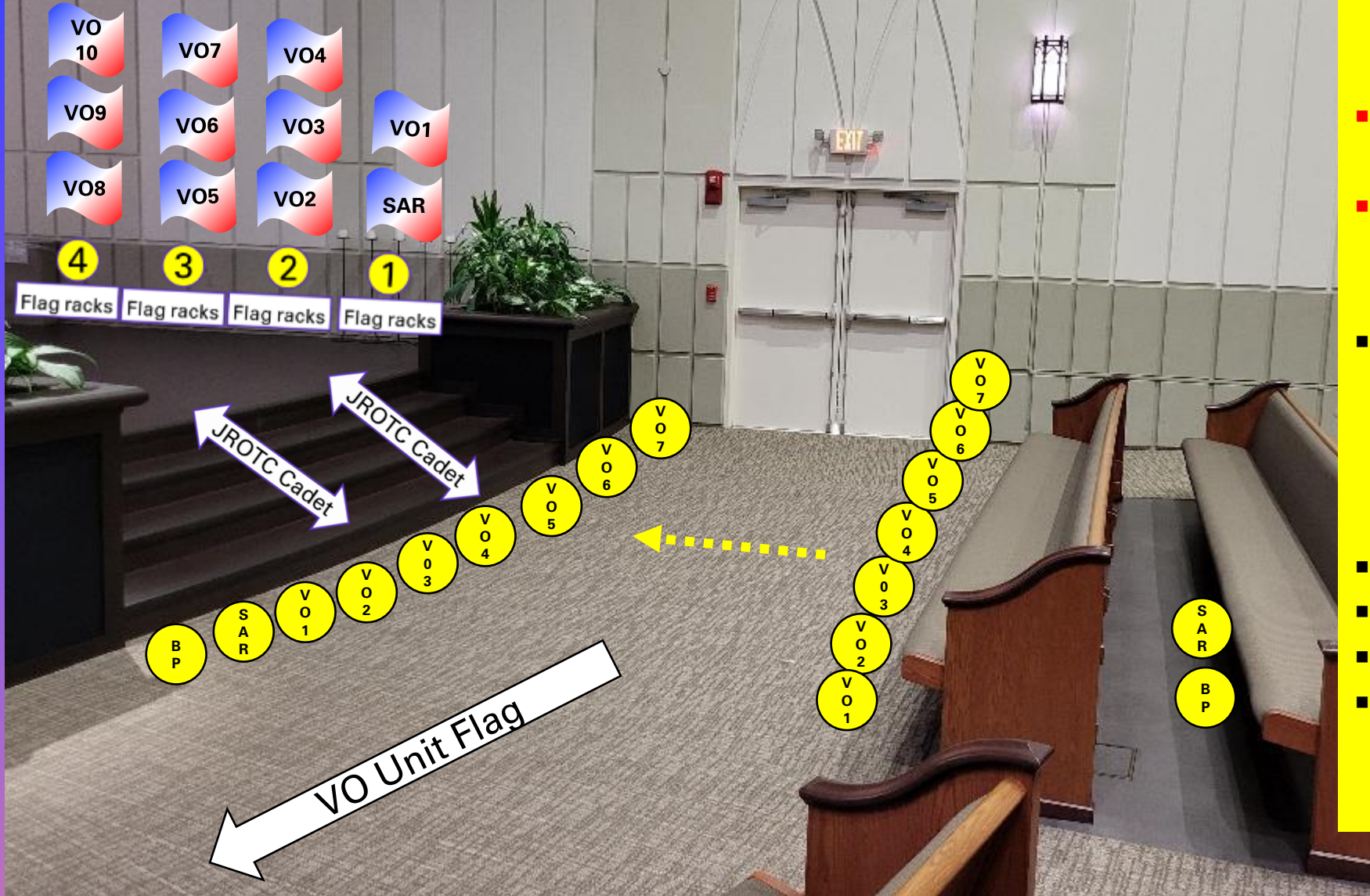
- MC: "Post the Colors".
- JROTC cadets: rack positions.
- VO Unit flag bearers left face and march to rack area followed by SAR, then BP.
- Flag bearer hands flag to cadet, about faces, walks to next open seat towards wall, about faces to flags and hand salutes. **7 seats in 1st pew.**
- SAR hands off flag. Position at end 2nd row with BP.
- JROTC cadets rack flags starting from rear to front as received.
- **Rack #4: VO flags 8,9,10.**
- **Rack #3: VO flags 5,6,7.**
- **Rack #2: VO flags 2,3,4.**
- **Rack #1: SAR, VO flag 1**
- MC: Once racking is complete "Order Arms" command.
- MC "Please Be Seated" command.
- NCCB Narration for concert.

GUF/SAR/VO U.S. Flag Bearer Retiring the Colors Process



- MC: "Retrieve the flags".
- Cadets position to retrieve.
- **Retrieve Flag Process:**
 - **GUF stands up. Goes to position at front of forward racking area position.**
 - **SAR retrieves flag and stands next to GUF.**
 - **VO1 to VO7 retrieve their flags in that same order lining up to march out.**
- MC: "Please stand for the retirement of the colors. Upon my command, place your hand over your heart or Veteran hand salute".
- MC: "Present Arms".
- MC: "Retire the Colors"
- BP starts playing.
- GUF, SAR and VOs march toward center aisle.

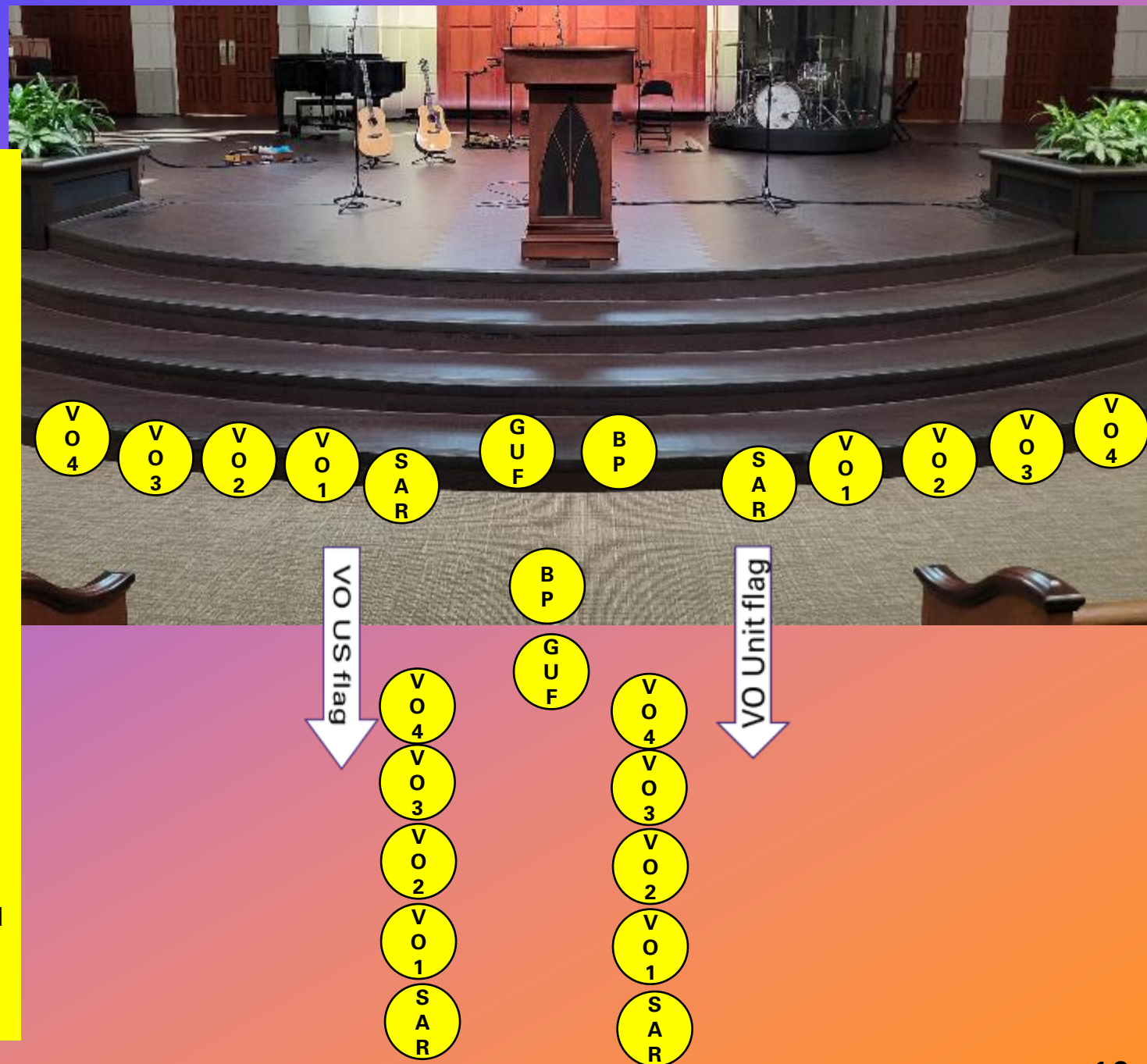
BP/SAR/VO U.S. Flag Bearer Retiring the Colors Process



- MC: Retrieve the flags".
- Cadets position to retrieve.
- **Retrieve Flag Process:**
- **BP stands up, goes to position at front of forward racking area position.**
- **SAR retrieves flag and stands next to BP.**
- **VO1 to VO7 retrieve their flags in that same order lining up to march out.**
- MC: Please stand for the retirement of the colors. Upon my command, place your hand over your heart or Veteran hand salute
- MC: "Present Arms".
- MC: "Retire the Colors"
- BP starts playing.
- BP, SAR and VO's march toward center aisle.

EXIT DIRECTIONS

- BP and GUF from their opposite sides march to stage center remaining on the floor and face the audience. They will be the last out of sanctuary.
- The SAR flag bearers followed by VO units (VO1 to VO7) march to center aisle and without crossing, continue to march out to church Narthex where they take their parade rest positions as they did before the event started.
- The GUF follows the last VO flag bearers.
- BP follows GUF and stops playing when reaching church Narthex.
- MC: "Order Arms" to end salutes.
- MC: Thank you to the NCCB and thank you to the Veterans and attendees for attending this ceremony.



2023 photos of flag racking area with JROTC cadets.



2023 photos of flag bearer seating areas. Note in 2024 that GUF, SAR US flag/unit flag and BP will sit on second row toward center stage.

